




Navigating A College Fair



How to Make the Most of the College Fair

MINI-CAMP COLLEGE WORKSHOPS

What is A College Fair?



- Representatives from many different colleges are gathered together in one place
- There are rows of college tables, staffed by representatives to answer your questions
- Some may take your name and address in order to send you materials after the fair
- Many fairs also offer useful sessions about financial aid, admission testing, etc.

How to Prepare for the College Fair

- Think about what you want in a college
- Look through the list of colleges attending


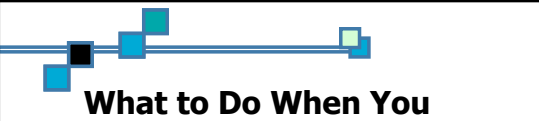
Are there any you are already considering?
Are there others that meet your criteria?
Make a list of colleges that interest you most
It's useful to write down questions in advance.

What to Bring to The College Fair


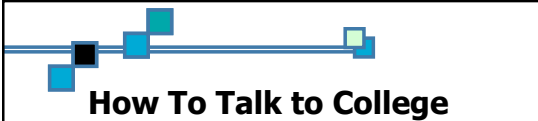
- Bring your lists of colleges & questions
- Bring a pen and notebook to take notes
- If possible, make labels including:

Name & Address	Email Address
High School Name	Phone Number
Year of Graduation	Areas of Interest (academic & non)
- Bring a bookbag (the fair may provide bags, but be prepared just in case)


What to Do When You Arrive

- Pick up a bag (if needed) & a college fair directory
- Check out the floor plan & map out a route to be sure you visit all the colleges on your list
- Note when & where special sessions are offered – **PLAN TO ATTEND ANY THAT LOOK USEFUL!**

How To Talk to College Reps

- Start off by introducing yourself (“Hi, my name is ... I’m a junior at XXX High School”). If your parents are with you, introduce them as well.
- Have specific questions
- Fill out information cards (if available)
- Thanks them and ask them for their business card



So What Would I Ask?

Here are a few general areas to consider ...

- Admission requirements
 - What a typical admitted student looks like –
 - GPA
 - Curriculum
 - SAT/ACT
- Required high school preparation & testing
- Application deadline
- Role of activities, recommendations, and interviews



Questions about Academics

- Academic programs
 - Specific majors that you are considering
 - Popular majors
 - When do you have to choose a major?
 - Availability of internships
 - Size of classes (esp. freshman year)
 - Availability of professors & support services
 - Career placement



More questions ...

- Financial aid & scholarships
 - Cost of tuition, room & board (food)
 - Financial aid deadline & required forms
 - Merit scholarships & application procedures
- Activities that interest you
- Housing & other facilities
- Campus visits & open houses
- The surrounding city or neighborhood
- **ANYTHING ELSE THAT INTERESTS YOU!**



Additional Opportunities

- Take notes & pick up any useful handouts at the special sessions
- Arrange to talk with a college counselor at the Counseling Center if you have any general questions about your college search or the application process



After the College Fair

- Look through the materials & your notes
- Weed out colleges that aren't a good fit
- Follow up with colleges of interest –
 - Return information cards
 - Email the representative with questions
 - Look into visit options
 - Do more research



Thanks to ...

- *MaryAlice Katon of Communities in Schools, Charlotte, NC*
- *The NACAC website*
for providing many ideas for this presentation.

